

PUBLIC NOTICE

NOTICE REGARDING LOST SHARE CERTIFICATE(S) OF HDFC LIMITED,
REGISTERED OFFICE: RAMON HOUSE, HT PAREKH MARG,
169, BACKBAY RECLAMATION, CHURCH GATE, MUMBAI - 400 020.

Notice is hereby given that the certificate for the dermentioned Equity Shares of the
Company has been lost / misplaced and the holder of the said Equity Shares / Applicant
has applied to HDFC LIMITED to issue Duplicate Certificate.

Any person who has claim in respect of the said Shares should lodge the same with HDFC
LIMITED at its Registered Office within 21 days from this date else HDFC LIMITED will
proceed to issue Duplicate Certificate(s) to the Applicant without any further intimation.

Folio No.	Name of the Share Holder	No. of Shares	Distinctive Numbers From	To	Certificate Number
P0051372	PADAM DUGAR T	200	16917421	16917620	000012314

Date : 10th November 2023
Place: Chennai

Sd/-
PADAM DUGAR T

DYNAMIC ARCHISTRUCTURES LIMITED

CIN: L45201WB1996PLC077451
Regd. Office: 409, Swaka Centre - 4A, Pollock Street, Kolkata (W.B.), 700 001, Ph: 033-22342673
Website: www.dynamicarchistructures.com, Email: info@dynamicarchistructures.com

**UNAUDITED FINANCIAL RESULTS FOR THE
QUARTER ENDED ON 30th SEPTEMBER 2023** (Rupees in Cr. Except EPS)

Sr. No.	Particulars	Quarter ending/ Current Year ending 30.09.2023	Year to date Figures/ Previous Year ending 30.09.2023	Corresponding 3 months ended in the previous year 30.09.2022
1	Total income from operations	1.74	3.59	1.05
2	Net Profit / (Loss) for the period (before Tax, Exceptional and/or Extraordinary items#)	1.54	3.15	0.86
3	Net Profit / (Loss) for the period before tax (after Exceptional and/or Extraordinary items#)	1.54	3.15	0.86
4	Net Profit / (Loss) for the period after tax (after Exceptional and/or Extraordinary items#)	1.36	2.76	0.77
5	Total Comprehensive Income for the period [Comprising Profit / (Loss) for the period (after tax) and Other Comprehensive Income (after tax)]	1.36	2.76	0.77
6	Equity Share Capital	5.01	5.01	5.01
7	Earnings Per Share (of Rs. 10/- each) (for continuing and discontinued operations) -			
	1. Basic :	2.72	5.52	1.54
	2. Diluted :	2.72	5.52	1.54

Notes:
a The above is an extract of the detailed format of Quarterly Financial Results filed with the Stock Exchanges under Regulation 33 of the SEBI (Listing and Other Disclosure Requirements) Regulations, 2015. The full format of the Quarterly Financial Results are available on Stock Exchange website, www.bseindia.com & on the company website, www.dynamicarchistructures.com.
b # - Exceptional and/or Extraordinary items adjusted in the Statement of Profit and Loss in accordance with INDAS Rules.

Dynamic Archistructures Limited
Sd/-
Danmal Porwal
Place: Kolkata
Date : 09.11.2023

Chairman Cum Managing Director (DIN- 00581351)

SPI TECHNOLOGIES INDIA PRIVATE LIMITED
(previously known as Lambda Content India Private Limited)
CIN : U53009PY2017PTC008168
Registered Office : R S No. 4/5 & 4/6, Gothi Industrial Estate,
Kurumbapet Puducherry, Pondicherry PY- 605009
Email: Ezhil.Arasan@spirive.com, Telephone: 0413-2297600

**STATEMENT OF UNAUDITED STANDALONE FINANCIAL RESULTS FOR THE QUARTER
AND SIX MONTHS PERIOD ENDED 30 SEPTEMBER 2023**
[Regulation 52 (8), read with Regulation 52 (4), of the SEBI (LODR) Regulations, 2015]

S. No.	Particulars	Quarter Ended September 30, 2023 (Unaudited)	Quarter Ended September 30, 2022 (Unaudited)	Year Ended March 31, 2023 (Audited)
1.	Total Income from Operations	2,875.27	3,057.61	12,170.33
2.	Net Profit / (Loss) for the period (before Tax, Exceptional and/or Extraordinary items)	696.29	645.63	2613.83
3.	Net Profit / (Loss) for the period before tax (after Exceptional and/or Extraordinary items)	696.29	645.63	2613.83
4.	Net Profit / (Loss) for the period after tax (after Exceptional and/or Extraordinary items)	472.56	1,284.70	2871.13
5.	Total Comprehensive Income for the period (Comprising Profit/ (Loss) for the period (after tax) and Other Comprehensive Income (after tax))	448.99	1,061.73	2334.97
6.	Paid up Equity Share Capital	1,650.75	1,650.75	1,650.75
7.	Reserves (excluding Revaluation Reserve) as per the balance sheet of the previous accounting year	998.50	(1,336.47)	(1,336.47)
8.	Securities Premium Account	92.65	92.65	92.65
9.	Net worth	2,558.59	1,777.83	2,741.90
10.	Paid up Debt Capital/ Outstanding Debt	7,630.11	7,864.40	7,757.26
11.	Outstanding Redeemable Preference Shares	-	-	-
12.	Debt Equity Ratio	2.98	4.43	2.83
13.	Earnings Per Share (of Rs. 100/- each) (for continuing and discontinued operations) (not annualised for quarter end)	12.11	32.93	73.59
14.	Capital Redemption Reserve	12.11	32.93	73.59
15.	Debt Service Coverage Ratio	294.60	320.02	307.31
16.	Debt Service Coverage Ratio	3.05	6.46	3.27
17.	Interest Service Coverage Ratio	3.84	3.57	3.59
18.	Outstanding Redeemable Preference Shares (Quantity and Value)	-	-	-
19.	Current Ratio	2.38	2.35	2.68
20.	Long term Debt to Working Capital	1.42	1.38	1.44
21.	Bad Debts to Account Receivable Ratio	0.00	0.00	0.01
22.	Current Liability Ratio	0.30	0.25	0.26
23.	Total Debts to Total Assets	0.51	0.57	0.53
24.	Debtors Turnover	222.23	141.83	152.33
25.	Inventory Turnover	NA	NA	NA
26.	Operating Margin	4.1%	4.4%	4.2%
27.	Net Profit Margin	1.7%	4.8%	2.6%
28.	Sector Specific Equivalent Ratios (As Applicable)	NA	NA	NA

Notes:
a) The above is an extract of the detailed format of quarterly financial results filed with the Stock Exchanges (BSE) under Regulation 52 of the Listing Regulations. The full format of the quarterly financial results are available on the website of the Stock Exchange, BSE (www.bseindia.com) and the listed entity (www.spltechindia.com).
b) For the items referred in Regulation 52 (4) of the SEBI (Listing and Other Disclosure Requirements) Regulations, 2015, the pertinent disclosures have been made to the Stock Exchange, BSE (www.bseindia.com).

For SPI Technologies India Private Limited
(previously known as Lambda Content India Private Limited)
Sd/-
Ezhil Arasan Kuppusamy
Director
Date : 08.11.2023
Place : Pondicherry


DIN : 01669313

**BEFORE THE NATIONAL COMPANY LAW TRIBUNAL
CHANDIGARH BENCH, AT CHANDIGARH
COMPANY PETITION CP (CAA) NO. 41/CHD/HRV/2023
CONNECTED WITH
COMPANY APPLICATION CA (CAA) NO. 28/CHD/HRV/2023
(under Sections 230-232 of the Companies Act, 2013)
IN THE MATTER OF THE COMPANIES ACT, 2013
AND
IN THE MATTER OF THE COMPOSITE SCHEME OF ARRANGEMENT
AMONGST TALACE PRIVATE LIMITED AND TATA SIA AIRLINES
LIMITED AND AIR INDIA LIMITED AND THEIR RESPECTIVE
SHAREHOLDERS
AND
IN THE MATTER OF:
Talace Private Limited (CIN: U74999HR2020PTC111111), a private limited
company incorporated under the Companies Act, 2013 having its registered
office at 2nd Floor, Block 4, Vatika One on One, Industrial Estate, Gurugram,
Haryana – 122007
...Petitioner Company 1/ Transferor Company 1
AND
Tata SIA Airlines Limited (CIN: U62200HR2013PLC111543), a public limited
company incorporated under the Companies Act, 1956 having its registered
office at Intellion Edge, Tower A, 9th & 10th Floor, South Peripheral Road,
Sector – 72, Gurugram, Haryana - 122101.
...Petitioner Company 2/ Transferor Company 2
AND
Air India Limited (CIN: U62200HR2007PLC111539), a public limited
company incorporated under the Companies Act, 1956 having its registered
office at Block 4, Vatika One on One, Sector 16, NH 48, Industrial Estate,
Gurugram, Haryana - 122007.
...Petitioner Company 3/ Transferee Company
NOTICE OF PETITION**

A joint second motion petition (“Petition”) under Sections 230 to 232 and
other applicable provisions of the Companies Act, 2013 for obtaining the
sanction to the composite scheme of arrangement amongst Talace Private
Limited and Tata SIA Airlines Limited and Air India Limited (together, the
“Petitioner Companies”) and their respective shareholders was presented by
the Petitioner Companies on September 25, 2023, and the said Petition is
fixed for hearing before the Chandigarh Bench of the Hon’ble National
Company Law Tribunal at Chandigarh on December 13, 2023.
Any person desirous of supporting or opposing the said Petition should send to
the Petitioner Companies or their advocates, notice of his/her intention,
signed by him/her or his/her advocate, with his/her name and address, so as
to reach the Petitioner Companies or their advocates not later than two days
before the date fixed for the hearing of the Petition. Where he/she seeks to
oppose the Petition, the grounds of opposition or a copy of his/her affidavit
shall be furnished with such notice. A copy of the Petition will be furnished by
the undersigned to any person requiring the same on payment of the
prescribed charges for the same.
Dated this 10th day of November 2023.

Sd/-
Atul V. Sood,
Advocate
Mobile: +91 9815992288
Email: atulvsood@gmail.com
#3273, Sector 15-D,
Chandigarh - 160015
Advocate for the
Petitioner Companies

Sd/-
Bharat Apte,
Advocate
Mobile: +91 9999030207
Email: bharat.apte@azbpartners.com
Plot No. A8, Sector - 4,
Noida, U.P. 201301
Advocate for the
Petitioner Companies

**ASHOK LEYLAND**
Koi Manzil Door Nahin

ASHOK LEYLAND LIMITED
Regd. Office: 1, Sardar Patel Road, Guindy, Chennai - 600 032; Ph: +91 44 2220 6000, Fax: +91 44 2220 6001;
CIN: L34101TN1948PLC000105; Website: www.ashokleyland.com; Email id: secretarial@ashokleyland.com

**EXTRACT OF STANDALONE AND CONSOLIDATED UNAUDITED FINANCIAL RESULTS
FOR THE QUARTER AND SIX MONTHS ENDED SEPTEMBER 30, 2023**
(₹ in Crores)


Sl. No	Particulars	Standalone			Consolidated						
		Quarter Ended		Six Months Ended	Year Ended	Quarter Ended		Six Months Ended	Year Ended		
		30.09.2023	30.09.2022	30.09.2023	30.09.2022	31.03.2023	30.09.2023	30.09.2022	31.03.2023		
		Unaudited		Unaudited		Audited	Unaudited		Audited		
1	Total revenue from operations	9,638.04	8,265.95	17,827.33	15,488.80	36,144.14	11,429.04	9,600.08	21,120.36	18,070.31	41,672.60
2	Net Profit before exceptional items and tax	888.25	303.49	1,510.95	398.13	2,025.79	965.70	334.52	1,637.90	454.18	2,220.70
3	Net Profit before tax	865.37	311.72	1,487.48	419.37	2,110.40	927.31	344.24	1,606.67	440.02	2,268.59
4	Net Profit for the period / year	561.01	199.31	1,137.43	267.36	1,380.11	569.31	185.80	1,153.80	207.74	1,361.66
5	Total comprehensive Income for the period / year [comprising Profit for the period / year (after tax) and Other Comprehensive (Loss) / Income (after tax)]	553.32	202.73	1,128.04	276.10	1,377.47	620.11	211.72	1,176.37	93.56	1,440.08
6	Paid-up equity share capital	293.61	293.55	293.61	293.55	293.61	293.61	293.55	293.61	293.55	293.61
7	Other equity	8,498.32	7,025.05	8,498.32	7,025.05	8,132.19	8,583.69	6,866.03	8,583.69	6,866.03	8,260.32
8	Earnings per share (Face value per share of ₹ 1/- each) (not annualised)										
	a) Basic	1.91	0.68	3.87	0.91	4.70	1.79	0.56	3.64	0.58	4.23
	b) Diluted	1.91	0.68	3.87	0.91	4.70	1.79	0.56	3.64	0.58	4.22

Notes :
(1) The above is an extract of the detailed format of financial results for the quarter and six months ended September 30, 2023 filed with the Stock Exchanges under Regulation 33 and Regulation 52 of the SEBI (Listing Obligations and Disclosure Requirements) Regulations, 2015 as amended from time to time. The full format of the financial results for the quarter and six months ended September 30, 2023 is available on the Stock Exchange websites (www.nseindia.com and www.bseindia.com) and on the Company's website (www.ashokleyland.com).
(2) The figures for the previous periods have been reclassified / regrouped wherever necessary.

Place : Chennai
Date : November 9, 2023

Visit us at : www.ashokleyland.com

On behalf of the Board of Directors
SHENU AGARWAL
Managing Director and Chief Executive Officer

**HINDUJA GROUP**

DISH TV INDIA LIMITED
Corporate office: FC-19, Sector-16A, Noida-201 301 (U.P)
Regd. Office: 803, 8th Floor, DLH Park S. V. Road, Goregaon (West), Mumbai – 400062, Maharashtra
CIN: L51909MH1988PLC287553, Tel.: 0120-5047005/5047000, Fax: 0120-4357078
E-mail: investor@dishd2h.com, Website: www.dishd2h.com

Extract of statement of standalone and consolidated financial results for the quarter and six month ended 30 September 2023

(Rs. In Lacs)


Particulars	Standalone						Consolidated					
	Quarter ended			Year ended			Quarter ended			Year ended		
	30.09.2023	30.06.2023	30.09.2022	30.09.2023	30.09.2022	31.03.2023	30.09.2023	30.06.2023	30.09.2022	30.09.2023	30.09.2022	31.03.2023
1. Total income from operations	21,604	23,640	29,657	45,244	61,043	110,973	47,915	50,016	59,631	97,931	120,494	226,185
2. Net Profit / (Loss) for the period (before Tax, Exceptional and/or Extraordinary items)	(121)	307	1,976	186	5,122	2,239	1,779	2,774	3,002	4,553	5,357	(18,051)
3. Net Profit / (Loss) for the period before tax (after Exceptional and/or Extraordinary items)	(121)	307	1,976	186	5,122	(218,390)	1,779	2,774	3,002	4,553	5,357	(208,812)
4. Net Profit / (Loss) for the period after tax (after Exceptional and/or Extraordinary items)	(133)	233	1,464	100	3,844	(202,963)	541	2,054	2,208	2,595	3,993	(168,354)
5. Total comprehensive income for the period [comprising profit/ (loss) for the period (after tax) and other comprehensive income (after tax)]	(184)	219	1,363	35	3,734	(203,019)	481	2,033	2,064	2,514	3,858	(168,441)
6. Equity Share Capital	18,413	18,413	18,413	18,413	18,413	18,413	18,413	18,413	18,413	18,413	18,413	18,413
7. Other Equity	-	-	-	(137,104)	-	(137,049)	-	-	-	(94,862)	-	(97,286)
8. Basic and diluted earnings per share (for continuing and discontinued operations) of Re. 1 each (not annualised) (In Rs.)	(0.01)	0.01	0.08	0.01	0.20	(10.55)	0.03	0.11	0.11	0.14	0.22	(8.75)

Notes:
1. The above information is an extract of the detailed format of financial results filed by the company with the stock exchanges under regulation 33 of the SEBI (Listing obligations and Disclosure Requirements) Regulations, 2015. The full format of the above financial results are available on the Stock Exchange websites, (www.bseindia.com and www.nseindia.com) and also on Company's website at www.dishd2h.com.
2. This financial result has been prepared in accordance with Indian Accounting Standards (Ind AS), the provisions of Companies Act, 2013 (the Act), as applicable and guidelines issued by Securities and Exchange Board of India (SEBI).

Place: Noida
Date: 09 November 2023

For and on behalf of the Board of Directors
DISH TV INDIA LIMITED

Mr. Shankar Aggarwal
Independent Director
DIN: 02116442

**NUCLEUS SOFTWARE**

CIN: L74899DL1989PLC034594
Registered Office: 33-35, Thyagraj Nagar Market, New Delhi - 110003
Tel: +91-120-4031400; Fax : +91-120-403167; Email: investorrelations@nucleussoftware.com; Website: www.nucleussoftware.com

**EXTRACT OF INTERIM FINANCIAL RESULTS OF NUCLEUS SOFTWARE EXPORTS LIMITED
FOR THE QUARTER AND SIX MONTHS ENDED 30 SEPTEMBER 2023**
(Amount in Rupees Lacs unless otherwise stated)

SL. No.	Particulars	CONSOLIDATED					STANDALONE				
		Quarter ended		Six months ended		For the year ended	Quarter ended		Six months ended		For the year ended
		30 September 2023	30 September 2022	30 September 2023	30 September 2022	31 March 2023	30 September 2023	30 September 2022	30 September 2023	30 September 2022	31 March 2023
		Unaudited	Unaudited	Unaudited	Unaudited	Audited	Audited	Audited	Audited	Audited	Audited
1	Total income from operations (net)	20,525	13,009	41,206	25,893	63,446	18,938	11,778	38,539	23,616	58,473
2	Net Profit / (Loss) for the period (before Tax, Exceptional and Extraordinary items)	5,993	1,497	13,146	3,048	17,108	5,738	1,579	13,017	3,363	17,339
3	Net Profit / (Loss) for the period before Tax (after Exceptional and Extraordinary items)	5,993	1,497	13,146	3,048	17,108	5,738	1,579	13,017	3,363	17,339
4	Net Profit / (Loss) for the period after Tax (after Exceptional and Extraordinary items)	4,459	1,103	9,815	2,180	12,779	4,211	1,184	9,699	2,501	13,037
5	Total Comprehensive Income for the period [Comprising Profit/ (loss) for the period (after tax) and Other Comprehensive Income (after tax)]	4,799	1,265	10,459	2,360	13,580	4,568	1,359	10,384	2,712	13,731
6	Equity Share Capital	2,677	2,677	2,677	2,677	2,677	2,677	2,677	2,677	2,677	2,677
7	Reserves	-	-	-	-	58,389	-	-	-	-	56,112
8	Earnings Per Share (of Rs. 10/- each) (for continuing and discontinued operations) (Not annualised for quarters)										
	Basic (INR)	16.65	4.12	36.66	8.14	47.73	15.73	4.42	36.22	9.34	48.69
	Diluted (INR)	16.65	4.12	36.66	8.14	47.73	15.73	4.42	36.22	9.34	48.69

Notes:
1. The above is an extract of the detailed format of Quarterly Financial Results filed with the Stock Exchanges under Regulation 33 of the SEBI (Listing and other Disclosure Requirements) Regulations, 2015. The full format of the Quarterly Financial Results are available on the Stock Exchange websites of BSE and NSE at www.bseindia.com and www.nseindia.com respectively and on Company's website at www.nucleussoftware.com.
2. The consolidated and the standalone interim financial results for the quarter and six months ended 30 September 2023 were reviewed by the Audit Committee and have been approved and taken on record by the Board of Directors at its meeting held on 9 November 2023. The statutory auditors have issued unmodified reports on these results.
3. Financial results for all the periods presented have been prepared in accordance with the Companies (Indian Accounting Standards) Rules, 2015 (as amended from time to time) prescribed under Section 133 of the Companies Act, 2013 and other recognised accounting practices and policies to the extent applicable.

Corporate Office: Noida
Date : 9 November 2023

By Order of the Board
For Nucleus Software Exports Limited
Sd/-
VISHNU R DUSAD
Managing Director